

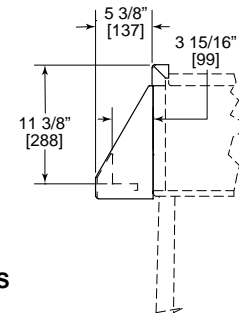
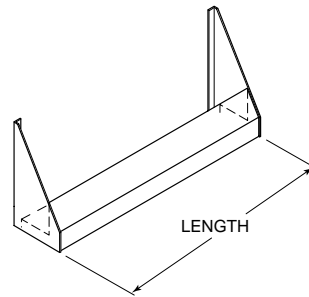
UNDERBAR ACCESSORIES SPEED RAILS

Job _____
 Area _____
 Item No. _____
 Model No. _____

STANDARD SPEED RAILS

LENGTH INS. (mm)	PART NO.
12" (305)	SR-S12
18" (457)	SR-S18
24" (610)	SR-S24
28" (711)	SR-S28
30" (762)	SR-S30
36" (914)	SR-S36
42" (1067)	SR-S42
48" (1219)	SR-S48
54" (1372)	SR-S54
60" (1524)	SR-S60
66" (1676)	SR-S66
72" (1829)	SR-S72
78" (1981)	SR-S78
84" (2134)	SR-S84
90" (2286)	SR-S90
96" (2438)	SR-S96

For Field Installed: Add "R" suffix to part number.

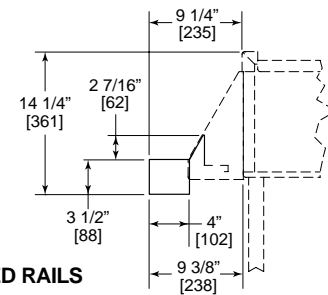
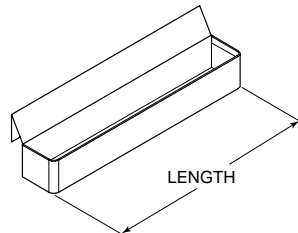


STANDARD SPEED RAILS

HANG-ON SPEED RAILS

LENGTH INS. (mm)	PART NO.
12" (305)	SR-H12
18" (457)	SR-H18
24" (610)	SR-H24
28" (711)	SR-H28
30" (762)	SR-H30
36" (914)	SR-H36

For use on Locking Bottle Rails: Add "N" suffix to part number.

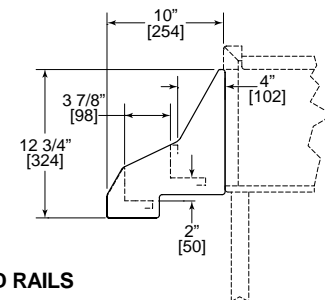
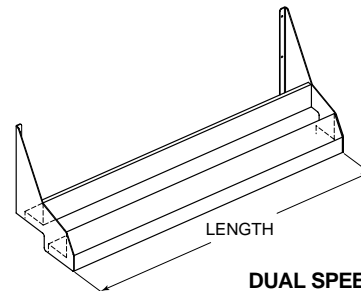


HANG-ON SPEED RAILS

DUAL SPEED RAILS

LENGTH INS. (mm)	PART NO.
12" (305)	SR-D12
18" (457)	SR-D18
24" (610)	SR-D24
28" (711)	SR-D28
30" (762)	SR-D30
36" (914)	SR-D36
42" (1067)	SR-D42
48" (1219)	SR-D48

For Field Installed: Add "R" suffix to part number.

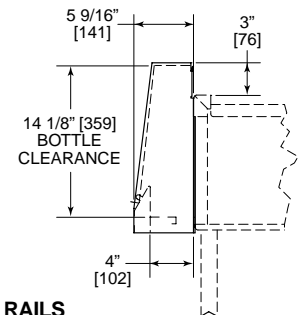
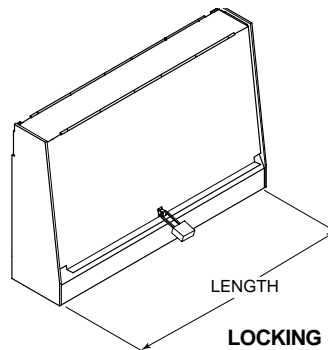


DUAL SPEED RAILS

LOCKING SPEED RAILS

LENGTH INS. (mm)	PART NO.
18" (457)	SR-SL18
24" (610)	SR-SL24
30" (762)	SR-SL30
36" (914)	SR-SL36
42" (1067)	SR-SL42
48" (1219)	SR-SL48

For Field Installed: Add "R" suffix to part number.

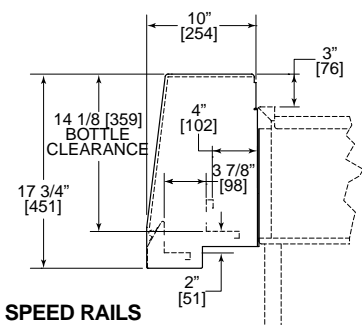
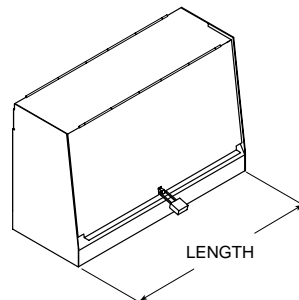


LOCKING SPEED RAILS

DUAL LOCKING SPEED RAILS

LENGTH INS. (mm)	PART NO.
18" (457)	SR-DL18
24" (610)	SR-DL24
30" (762)	SR-DL30
36" (914)	SR-DL36

For Field Installed: Add "R" suffix to part number.



DUAL LOCKING SPEED RAILS



8300 West Good Hope Road • Milwaukee, WI 53223 • Phone 414-353-7060 • Fax 414-353-7069
 Toll Free 800-558-5592 • E-Mail: Perlick@Perlick.com • www.Perlick.com

Perlick is committed to continuous improvement.
 Therefore, we reserve the right to change specifications without prior notice.

Form No. ACC-03
 Rev. 03.06.06